



B.V.M. PUBLIC SCHOOL
SUMMER HOLIDAY HOMEWORK
CLASS-K.G (2026-2027)

Name - _____

Section - _____



Craft Activity for Holiday Homework

RollNo

- a) 1-10 cursive a to m Phonic chart or flash card with picture.
- b) 11-20 cursive n to z Phonic chart flash card with picture.
- c) 21-35 Hanging of counting no 1 to 50.

***Make a craft BEST OUT OF WASTE (for every one)**

*** Father is the best example of a superhero. We give respect and gratitude to our father. If the child is in trouble, the first person a child remembers is his father. This shows the importance of a father in everyone's life. Father's Day is celebrated on 15 June. So let's celebrate this day by making a yummy sandwich:-**


Procedure:-

- 1. Take two slices of bread.**
- 2. Slice a tomato, onion and cheese.**
- 3. Butter the bread.**
- 4. Put the ingredients one at a time, on the bottom slice.**
- 5. Close the sandwich with the top slice.**

Serve it to your father and wish him "HAPPY FATHER'S DAY"


Take a picture and paste this picture into the given worksheet.

PASTE FATHER'S DAY PICTURE





DO THE GIVEN ACTIVITY WITH THE HELP OF YOUR PARENTS



Plant a sapling in or around your house on 5th June " The World Environment Day "




Make a beautiful photo frame using dry twigs, card board and decorate it beautifully. Paste a photo of 'you and your father'. Show your love and affection towards him while giving it on this 'Father's Day' (16th June, 2024.)




Fun activity

Join the dots from 1-30 and color it.

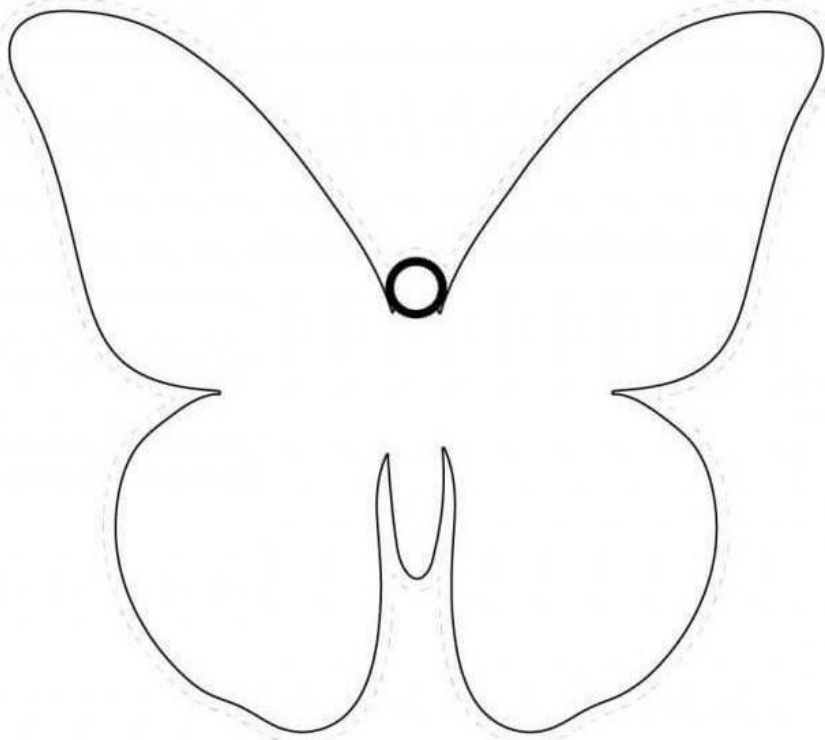
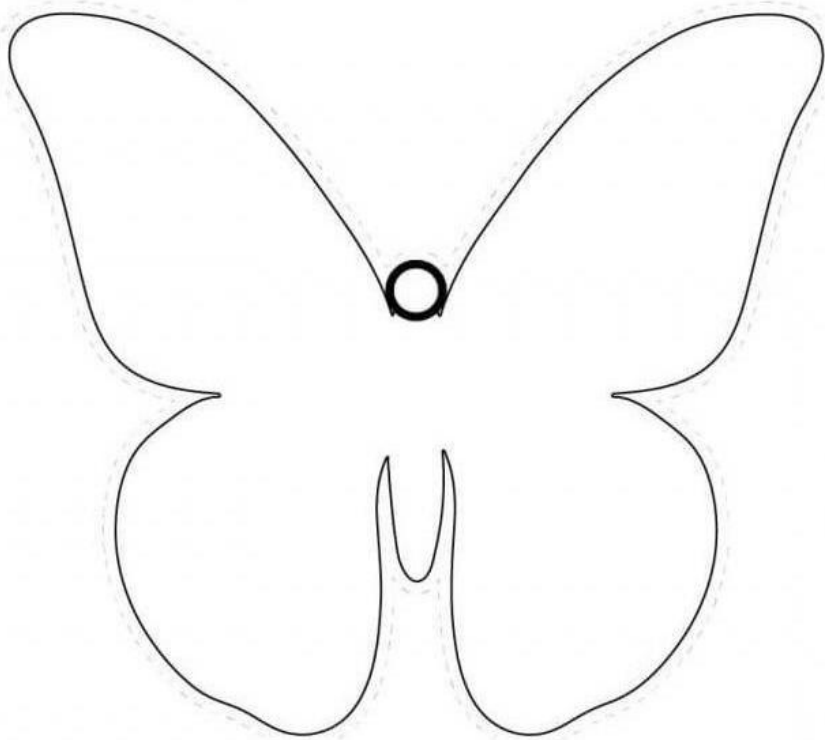


Fun activity

Join the dots from a to z and color it.



Tearing and pasting activity.



Trace the cursive letters.

a b c d e f g

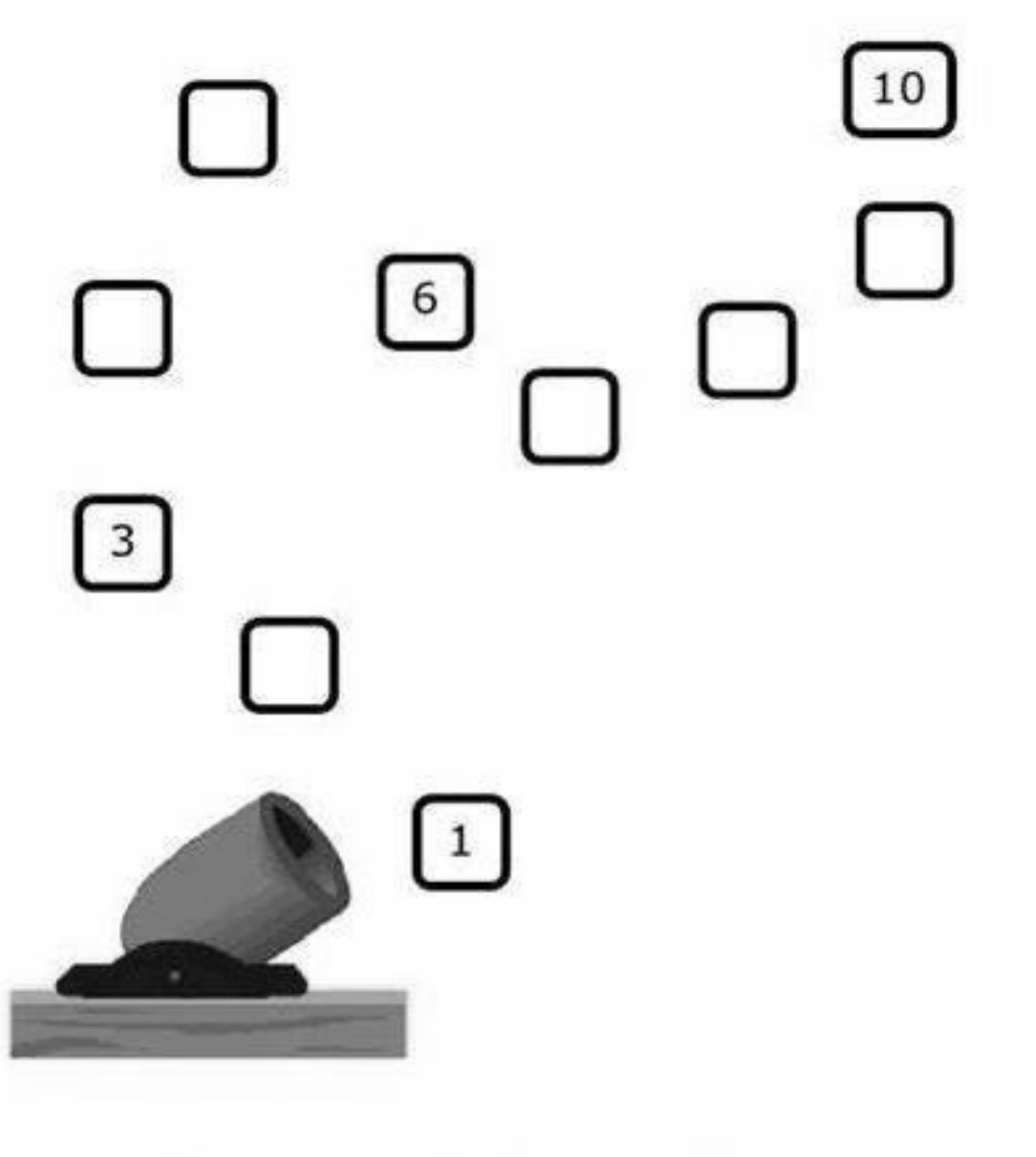
h i j k l m n

o p q r s t u


v w x y z

Note :- Use a four – line notebook specifically for the alphabet practice section to ensure letter height and tail placements are consistent.


Fill in the missing numbers.







Find ten differences between the two pictures.




Let me get out of the pumpkin maze



Color the feeling and write their name.




Colour the picture.




Colour the picture according to the number.

1 red	2 yellow	3 green	4 blue
5 orange	6 pink	7 purple	




My Summer Vacation Photos!


I visited _____



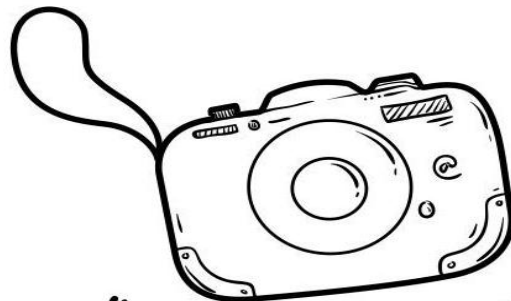


I played _____



I ate _____



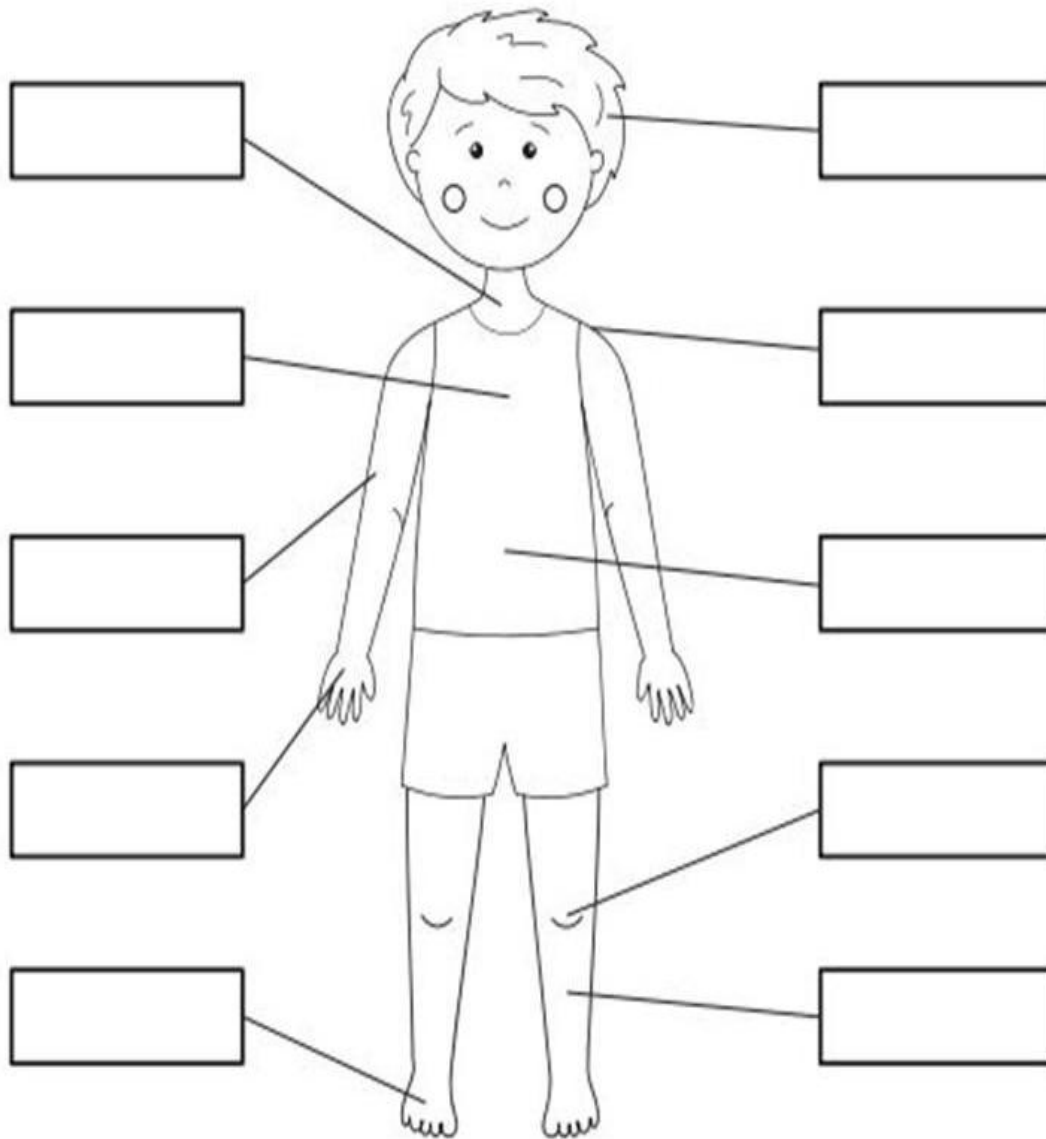
I made _____



"SAY CHEESE!"

My body parts

Directions: Cut and match the labels with correct body parts.



neck	head	leg	foot	hand
chest	stomach	knee	arm	shoulder

