



B.V.M. PUBLIC SCHOOL
SESSION 2026-27
SUMMER VACATION HOLIDAY HOMEWORK
CLASS- V SECTION -B

Subject: English

✦ General Instructions

- Do all written work on A4-size sheets.
- Maintain a neat and creative folder.
- Use proper grammar, punctuation, and presentation.

✍ 1) Cursive Writing

- Write 25 pages in your cursive writing book.
- Focus on:
 - Formation
 - Spacing
 - Punctuation
 - Speed with neatness

📖 2) Chapter 2: The Clothesline

- 📖 Read Chapter 2 – “The Clothesline” carefully.
- ✍ Write a summary (5–7 lines) on an A4 sheet in your own words.
- 🎨 Draw a clothesline with 4–5 clothes on the same sheet and colour it neatly.

🎨 3) Grammar Project ✨

Make a project on the allotted grammar topic.

Include definition, types, examples, and sentences.

🗨 Topics Distribution

Roll No. 1–5 → Noun & Its Kinds

Roll No. 6–10 → Pronoun

Roll No. 11–15 → Verb


Roll No. 16–20 → Adjective

Roll No. 21–25 → Tenses (Present, Past, Future)

Roll No. 26–30 → Articles (a, an, the)

Roll No. 31–35 → Prepositions

Roll No. 36–40 → Conjunctions

 4) Revise the syllabus covered for the Unit Test

विषय – हिन्दी

1. प्रथम इकाई परीक्षा पाठ्यक्रम याद कीजिए और रफ कॉपी में लिखकर अभ्यास कीजिए।

(UT- 1 पाठ्यक्रम पाठ्यपुस्तक पाठ 1, 2 व्याकरण पाठ 1 , 2, चित्र वर्णन)

2. प्रतिदिन एक पेज सुलेख अपनी सुलेख पुस्तक में सुंदर अक्षर बनावट में लिखिए।(30पेज)

3. “शब्द खोज अभियान”

अपने आसपास (अखबार/टीवी/दुकान) से 15 नए हिंदी शब्द ढूँढिए और उनके अर्थ और एक-एक वाक्य बनाकर लिखिए। (कॉपी में)

4. अपनी पसंद की किसी कहानी की चित्र सहित पुस्तक (Story Book) बनाइए (5–7 पेज)

5. सर्वनाम की परिभाषा, उसके भेदों के नाम उदाहरण सहित सुंदर रूप में एक ए-3 शीट पर लिखें।(रोल नंबर 1-20)

विशेषण की परिभाषा, उसके भेदों के नाम उदाहरण सहित सुंदर रूप में एक ए-3 शीट पर लिखें।(रोल नंबर 21-45)

निर्देश:

1. सभी कार्य साफ-सुथरे लेख में करें।

2. चित्र और रंगों का प्रयोग अवश्य करें।

3. अपनी रचनात्मकता दिखाने की कोशिश करें।

4. प्रतिदिन कम से कम 15 मिनट पढ़ने की आदत डालें।

Subject-Maths

1. Revise Ch-1 (Review), Ch-2 (Roman Numbers) and Ch-3 (Large Numbers) for UT-1.

In a separate notebook

2. Do the given revision worksheets.

On an A-4 size sheet:

3. Write about any two Indian mathematicians. Paste their pictures neatly. Present your work cleanly and creatively.

On a separate A-4 size sheet:

4. Write tables from 2 to 20. Make the sheet attractive using colours, borders, or designs. Get it laminated for neatness and durability.

5. Make a working model (anyone)

1. Maths Game Board

- Ludo-style board with maths questions

2. Expandable Shapes Model

- Open shapes to show faces, edges, and vertices

3. Math City

- Create a mini city using shapes:

- Cylinders for towers

- Cubes for houses

- Cones for roofs

- Label all shapes used.

Subject: Science

1. Learn Ch 1 and 2 for UT-2

2. Do the given assignments.

3. On a political map of India, label 2 national parks, 2 bird sanctuaries and a biosphere reserve.

4. Name one animal each found in (a) Antarctica, (b) Arctic, and paste their pictures on an A4-sized sheet.

5. Do according to your Roll no.

Roll no. 1 to 15

There are many successful people who, despite being visually impaired, have proved their worth to the world. Some of them are authors, some others are poets, singers, musicians, etc.

Write an article on any such personality, with the picture.

Roll no.16- 30

Make a Scrapbook of your own on the animal kingdom. Collect as many pictures of animals as you can from newspapers and magazines. (Hint - book page no.47, C.- Creativity)

Roll no 31- 45

Make a pinwheel and watch it spin (book pg no. 89)

6. Make a paper presentation on any one given topic-

How can we save our environment

Indian Satellites

Eclipse- Solar and Lunar eclipse

#Depletion in the ozone layer

Methods to conserve soil

Rocks used in making famous monuments in India

Note:- Plant a sapling in a pot, water it on a regular basis. Take a picture with you when it grows and share it with your class teacher.[2marks, must do activity]

Subject: Social Studies

Write a weather report for 15 days

Learn chapters 1 and 2 for U T -2

Do the assignment given.

Draw different heat zones on an A4-sized sheet

Subject - Computer

I.. Create a poster / Invitation Card / Advertisement using Canva.

a. Topics for Poster:

1. Kindness is My Superhero.
2. My city after 100 years

3. Plastic monster vs nature hero
4. Screen Time vs Green Time
5. The power of a smile
6. Choices shape destiny
7. Your future depends on Today

b. Topics for Advertisement:

1. Brain Booster Juice
2. School Bag / Smart Backpack
3. New Healthy Snack (Homemade product)
4. Eco-friendly Water Bottle
5. Stationary Kit
6. Online Learning App

c. Topics for Invitation Card:

1. Dinosaur World Adventure
2. Magic School Admission Letter
3. Art & Craft Exhibition
4. “Say No to Plastic” Rally
5. Plant a Tree Drive

II . Revise Chapter 1, 2.

Subject – GK

Read or watch the news for 5 days a week and write five important news headlines for each week.



B.V.M. PUBLIC SCHOOL
SESSION 2026-27
SUMMER VACATION HOLIDAY HOMEWORK
CLASS- V SECTION - G

Subject: English

✦ General Instructions

- Do all written work on A4-size sheets.
- Maintain a neat and creative folder.
- Use proper grammar, punctuation, and presentation.

📖 1) Cursive Writing

- Write 20 pages in your cursive writing book.
- Focus on formation, spacing, punctuation, and speed with neatness.

📖 2) *The Clothesline*

The poem shows clothes hanging on a clothesline on a windy day. They move and look like they are **dancing in the air**. One handkerchief flies away...

✦ Your Project Task (Based on the Poem): After reading the poem, imagine: *What happened to that cloth?*

📖 “The Day My Handkerchief Ran Away”

- Create a **4-page mini storybook**
- Write **10–12 simple lines**
- Draw **one picture on each page**

👉 Your story can include:

- Where it went
- What it did
- How it felt
- Did it come back?


🎨 3) Grammar Project ✨

- Make a chart on any one of the allotted grammar topics.
- Include definition, types, examples, and sentences.

Topics are as follows:

- Noun & Its Kinds
- Pronoun

- Verb
- Adjective
- Tenses (Present, Past, Future)
- Articles (a, an, the)
- Prepositions
- Conjunctions
- Collective Nouns

 4) Revise the syllabus covered for the Unit Test.

विषय – हिंदी

1. प्रथम इकाई परीक्षा पाठ्यक्रम याद कीजिए और रफ कॉपी में लिखकर अभ्यास कीजिए।

(UT- 1 पाठ्यक्रम पाठ्यपुस्तक पाठ 1, 2

व्याकरण पाठ 1 , 2, चित्र वर्णन)

• प्रतिदिन एक पेज सुलेख अपनी सुलेख पुस्तक में सुंदर अक्षर बनावट में लिखिए।(30पेज)

■ “रचनात्मक कौशल ”

“त्योहार हमें क्या सिखाते हैं?” – 4-5 पंक्तियाँ लिखो तथा अपने पसंदीदा त्योहार का चित्र बनाकर उसका वर्णन करो।(स्कैपबुक)

• अपनी पसंद की कोई 6 पंक्तियों की छोटी कविता एक A4 साइज शीट पर लिखो।

• भारत के 8 राज्यों के नाम और उनकी राजधानी ए-4 साइज शीट पर लिखो व उन्हें याद करो।

• एक चार्ट पर नदी का एक सुंदर चित्र बनाओ और उसमें प्रदूषण से बचाव के 3 उपाय लिखो।

निर्देश:

1. सभी कार्य साफ-सुथरे लेख में करें।
2. चित्र और रंगों का प्रयोग अवश्य करें।
3. अपनी रचनात्मकता दिखाने की कोशिश करें।
4. प्रतिदिन कम से कम 15 मिनट पढ़ने की आदत डालें।

Subject: Science

1. Learn Ch 1 and 2 for UT-2.

2. Do the given assignments.

3. Creative corner activities: -

4. Do according to your roll no.

- Roll no. 1-10 = Take out information about the Red Fort and the Taj Mahal from history books or the internet. Write a short essay on each of them on A 4 size sheet. Your essay should mainly include various aspects related to the types of rocks used in the construction of these monuments.
- Roll no.11-20= Make a collage on Biodegradable and non-Biodegradable waste on an A4-size sheet.
- Roll no. 21-30= Make a chart on A4 size, Phases of Moon, using a black chart and cotton.
- Roll no. 31- 41 =Write a report on an artificial satellite with pictures taken from the internet.

5. Plant a sapling in a pot. Daily water it and weekly takes its pictures and writes its report on A4 size sheet.

(Also write when we celebrate Van Mahotsav)

Subject: Social Studies

1. Write a weather report for 15 days
2. Learn chapters 1 and 2 for U T -2
3. Do the assignment given.
4. Draw different heat zones on an A-4 size sheet






Subject: General Knowledge

Read or watch the news for 5 days a week and write five important news headlines for each week.

Subject – Drawing

Activity: “My Plant Journey”

Instructions:

-  Decorate a pot using waste materials such as ice-cream sticks, jute rope, buttons, or fabric pieces.
-  Plant a seed in the pot and take care of it by watering regularly and keeping it in sunlight.
-  Track its growth by clicking photos at different stages.
-  Paste the photos neatly on an A3-size sheet in a creative and presentable way.
-  Write short captions under each photo (for example: Day 1 – Planting the Seed, Day 5 – First Sprout).

Subject – Computer

1. Create a poster / Invitation Card / Advertisement using Canva.

a. Topics for Poster:

1. Kindness is My Superhero.
2. My city after 100 years
3. Plastic monster vs nature hero
4. Screen Time vs Green Time
5. The power of smile
6. Choices shape destiny
7. Your future depends on Today

b. Topics for Advertisement:

1. Brain Booster Juice
2. School Bag / Smart Backpack
3. New Healthy Snack (Homemade product)
4. Eco-friendly Water Bottle
5. Stationary Kit
6. Online Learning App

c. Topics for Invitation Card:

1. Dinosaur World Adventure
2. Magic School Admission Letter
3. Art & Craft Exhibition
4. “Say No to Plastic” Rally
5. Plant a Tree Drive

2. Revise Chapter 1, 2.

Subject-Maths

1. Revise UT-1 Syllabus:

CH 1 (Review), CH 2 (Roman numerals), CH 3 (Large numbers), CH 4 (Operations with large numbers)

2. Write Tables 2 to 20 on an A-4 size sheet and laminate it.
3. Write Roman numerals 1 to 100 on an A-3 size sheet.
4. Do Review worksheet -1 (given in book at the end of ch-4) on separate-coloured sheets.
5. Take a printout of the given worksheet and solve it. (keep it in a folder)



B.V.M. PUBLIC SCHOOL
CLASS: V
SUBJECT: MATHS
ASSIGNMENT

1. If a number is added with zero, then the result is: _____

- a) Number itself b) Zero
c) 1 d) None of these

2. $346345 + 213324 =$ _____

- a) 556996 b) 669669
c) 559669 d) 559699

3. The number one more than highest 5-digit number is _____

- a) 88889 b) 99999
c) 99998 d) 100000

4. $732165 + 525 + 321685 + 2375 =$ _____

- a) 1156750 b) 1055750
c) 1056750 d) 1066750

5. $2567853 + 999 =$ _____ $+ 2567853$

- a) 1000 b) 888
c) 0 d) 999

6. $265785 + 0 =$ _____

- a) 0 b) 265785
c) 265685 d) None of these

7. A bookstore sold 345650 books to library A, 43005 books to library B and 475 books to library C. How many books did the shop sell in all?

- a) 389120 b) 369130
c) 389130 d) 289130

8. The government spent Rs. 2950750 to build a school building, Rs. 523563 to get the woodwork done and Rs. 330090 on electrical fittings. How much did the government spend in all?

- a) Rs. 3804403 b) Rs. 3704403
c) Rs. 2804403 d) None of these

9. Which statement is correct?

- a) $265900 + 254670 = 521570$
- b) $265965 + 123489 = 389554$
- c) $100003 + 300002 = 400005$
- d) $500000 + 50000 + 50 = 555555$

10. Mr. Bob bought a house Rs. 7265000. He wants to sell it with a profit of Rs. 750000. For how much should he sell it?

- a) Rs. 8025000
- b) Rs. 8115000
- c) Rs. 8015000
- d) Rs. 8015500

11. _____ be added to 186784 to get 399821.

- a) 212037
- b) 214037
- c) 223037
- d) 213037

12. If a number is subtracted from itself, then the result is _____

- a) Number itself
- b) Zero
- c) 1
- d) None of these

13. The number 1 less than 100000 is _____?

- a) 100001
- b) 99999
- c) 99990
- d) 999991

14. What should be subtracted from 823824 to get 501786?

- a) 322038
- b) 222038
- c) 233038
- d) 322039

15. A school has Rs. 5980312 in the bank, they have spent Rs. 1260356 on school building renovation. How much money remains in the bank now?

- a) Rs. 4729956
- b) Rs. 4719956
- c) Rs. 4739956
- d) Rs. 4619956

16. $99999 - \underline{\hspace{2cm}} = 99999$

- a) 1
- b) 2
- c) 0
- d) None of these

17. Which one is correct?

Seven lakh five hundred seventy-five

- a) 70575
- b) 700575
- c) 7000575
- d) None of these

18. Which one is the correct figure for four hundred sixty thousand two hundred five?

- a) 460205 b) 450502
c) 460250 d) None of these

19. What will you get after adding 1 to the greatest 6-digit number?

- a) 100000 b) 999999
c) 9999999 d) 1000000

20. Write the Roman numerals of the following numbers: -

- a) 54 - _____
b) 16 - _____
c) 25 - _____
d) 37 - _____
e) 62 - _____



B.V.M. PUBLIC SCHOOL
SESSION 2026-27
SUMMER VACATION HOLIDAY HOMEWORK
CLASS-V SECTION -R

English

✦ General Instructions

- Do all written work on **A4-size sheets**.
- Maintain a **neat and creative folder**.
- Use proper grammar, punctuation, and presentation.

✍ 1) Cursive Writing

- Write **25 pages** in your cursive writing book.
- Focus on:
 - Formation
 - Spacing
 - Punctuation
 - Speed with neatness

📖 2) Chapter 2: The Clothesline

- 📖 Read **Chapter 2 – “The Clothesline”** carefully.
- ✍ Write a **short summary (5–7 lines)** on an **A4 sheet** in your own words.
- 🎨 Draw a **clothesline with 4–5 clothes** on the same sheet and colour it neatly.

🎨 3) Grammar Project

- Prepare a **project on the allotted grammar topic** on an **A3 sheet/chart paper**.
- Include:
 - Definition
 - Types
 - Examples
 - Sentences

Topics Distribution

- **Roll No. 1–5** → Noun & Its Kinds
- **Roll No. 6–10** → Pronoun
- **Roll No. 11–15** → Verb
- **Roll No. 16–20** → Adjective

- Roll No. 21–25 → Tenses (Present, Past, Future)
- Roll No. 26–30 → Articles (a, an, the)
- Roll No. 31–35 → Prepositions
- Roll No. 36–40 → Conjunctions

4) Revise the syllabus covered for the Unit Test

विषय- हिंदी

1. प्रथम इकाई परीक्षा पाठ्यक्रम याद कीजिए और रफ कॉपी में लिखकर अभ्यास कीजिए।

(UT- 1 पाठ्यक्रम पाठ्यपुस्तक पाठ 1, 2

व्याकरण पाठ 1 , 2, चित्र वर्णन)

2. प्रतिदिन एक पेज सुलेख अपनी सुलेख पुस्तिका में अक्षर बनावट पर ध्यान देते हुए लिखिए। (30 पेज)

3. “मेरी पसंदीदा पुस्तक”

कोई भी हिंदी की कहानी/पुस्तक पढ़ें

उसके बारे में अपनी उत्तर पुस्तिका में लिखें:

कहानी का नाम

मुख्य पात्र

आपने क्या सीखा (5–6 पंक्तियाँ)

4. अपना एक छोटा सा अपठित गद्यांश (5–6 पंक्तियाँ) खुद लिखिए और उसके 4 प्रश्न बनाइए। (उत्तर पुस्तिका में)

5. काल की घड़ी (पोर्टफोलियो में बनाएं)

विषय: काल (भूत, वर्तमान, भविष्य)

प्रक्रिया:

घड़ी बनाकर उसे 3 भागों में बाँटें:

भूतकाल

वर्तमानकाल

भविष्यकाल

हर भाग में उदाहरण लिखें।

निर्देश:

1. सभी कार्य साफ-सुथरे लेख में करें।
2. चित्र और रंगों का प्रयोग अवश्य करें।
3. अपनी रचनात्मकता दिखाने की कोशिश करें।
4. प्रतिदिन कम से कम 15 मिनट पढ़ने की आदत डालें।

Maths

1. Revise UT-1 Syllabus:

CH 1 (Review), CH 2 (Roman numerals), CH 3 (Large numbers), CH 4 (Operations with large numbers)

1. Write Tables 2 to 20 on an A-4 size sheet and laminate it.
2. Write Roman numerals 1 to 100 on an A-3 size sheet
3. Do Review worksheet -1 (given in the book at the end of ch-4) on separate-coloured sheets.
4. Take a printout of the given worksheet and solve it. (keep it in a folder)

Science

1. Learn Ch 1 and 2 for UT-2.
2. Do the given assignments.
3. Creative corner activities:-
4. Do according to your roll no.

Roll no. 1-10 = Make a First Aid box to be kept in the classroom/at home.

Roll no. 11-20 = Make a collage on Biodegradable and non-biodegradable waste on an A4-size sheet.

Roll no. 21-30 = Write a report on any one natural disaster (Earthquake/, flood/Tsunami/Cyclon) you have noticed, with the pictures taken from the internet.

Roll no. 31- 40 = Write a report on an artificial satellite with pictures taken from the internet.

5. Plant a sapling in a pot. Daily water it and weekly take its pictures and write its report on an A4-sized sheet. (Also write when we celebrate Van Mahotsav)

Social Science

1. Write a weather report for 15 days
2. Learn chapters 1 and 2 for U T -2
3. Do the assignment given.
4. Draw different heat zones on an A-4 size sheet

G.K.

Read or watch the news for 5 days a week and write five important news headlines for each week

Computer

1. Create a poster / Invitation Card / Advertisement using Canva.

1. Topics for Poster:

- Kindness is My Superhero.
- My city after 100 years
- Plastic monster vs nature hero
- Screen Time vs Green Time
- The power of a smile
- Choices shape destiny
- Your future depends on Today

1. Topics for Advertisement:

- Brain Booster Juice
- School Bag / Smart Backpack
- New Healthy Snack (Homemade product)
- Eco-friendly Water Bottle
- Stationary Kit
- Online Learning App

1. Topics for Invitation Card:






- Dinosaur World Adventure
- Magic School Admission Letter
- Art & Craft Exhibition
- “Say No to Plastic” Rally
- Plant a Tree Drive

2. Revise Chapter 1, 2.

Drawing

Activity: “My Plant Journey”

Instructions:

-  Decorate a pot using waste materials, such as ice-cream sticks, jute rope, buttons, or fabric pieces.
-  Plant a seed in the pot and take care of it by watering regularly and keeping it in sunlight.
-  Track its growth by clicking photos at different stages.
-  Paste the photos neatly on an A3-size sheet in a creative and presentable way.
-  Write short captions under each photo (for example: Day 1 – Planting the Seed, Day 5 – First Sprout).

Subtraction

5-digit: S1

$$\begin{array}{r} 1) \quad 55,873 \\ - 27,280 \\ \hline \end{array}$$

$$\begin{array}{r} 2) \quad 38,540 \\ - 11,331 \\ \hline \end{array}$$

$$\begin{array}{r} 3) \quad 63,905 \\ - 44,854 \\ \hline \end{array}$$

$$\begin{array}{r} 4) \quad 84,194 \\ - 59,636 \\ \hline \end{array}$$

$$\begin{array}{r} 5) \quad 95,459 \\ - 76,493 \\ \hline \end{array}$$

$$\begin{array}{r} 6) \quad 14,638 \\ - 12,579 \\ \hline \end{array}$$

$$\begin{array}{r} 7) \quad 28,367 \\ - 14,392 \\ \hline \end{array}$$

$$\begin{array}{r} 8) \quad 41,061 \\ - 30,126 \\ \hline \end{array}$$

$$\begin{array}{r} 9) \quad 79,522 \\ - 64,771 \\ \hline \end{array}$$

$$\begin{array}{r} 10) \quad 60,625 \\ - 57,479 \\ \hline \end{array}$$

$$\begin{array}{r} 11) \quad 89,764 \\ - 40,917 \\ \hline \end{array}$$

$$\begin{array}{r} 12) \quad 58,249 \\ - 39,062 \\ \hline \end{array}$$

$$\begin{array}{r} 13) \quad 37,216 \\ - 25,818 \\ \hline \end{array}$$

$$\begin{array}{r} 14) \quad 76,183 \\ - 31,235 \\ \hline \end{array}$$

$$\begin{array}{r} 15) \quad 29,454 \\ - 24,564 \\ \hline \end{array}$$

$$\begin{array}{r} 16) \quad 96,930 \\ - 63,795 \\ \hline \end{array}$$

$$\begin{array}{r} 17) \quad 17,038 \\ - 10,351 \\ \hline \end{array}$$

$$\begin{array}{r} 18) \quad 45,716 \\ - 22,667 \\ \hline \end{array}$$

Addition

5-digit: S1

$$\begin{array}{r} 1) \quad 29,347 \\ + 64,210 \\ \hline \end{array}$$

$$\begin{array}{r} 2) \quad 85,023 \\ + 15,687 \\ \hline \end{array}$$

$$\begin{array}{r} 3) \quad 46,712 \\ + 43,996 \\ \hline \end{array}$$

$$\begin{array}{r} 4) \quad 92,670 \\ + 22,320 \\ \hline \end{array}$$

$$\begin{array}{r} 5) \quad 76,504 \\ + 38,123 \\ \hline \end{array}$$

$$\begin{array}{r} 6) \quad 58,391 \\ + 27,431 \\ \hline \end{array}$$

$$\begin{array}{r} 7) \quad 60,813 \\ + 70,224 \\ \hline \end{array}$$

$$\begin{array}{r} 8) \quad 17,385 \\ + 44,123 \\ \hline \end{array}$$

$$\begin{array}{r} 9) \quad 51,739 \\ + 52,340 \\ \hline \end{array}$$

$$\begin{array}{r} 10) \quad 43,715 \\ + 69,235 \\ \hline \end{array}$$

$$\begin{array}{r} 11) \quad 85,071 \\ + 94,750 \\ \hline \end{array}$$

$$\begin{array}{r} 12) \quad 72,156 \\ + 53,501 \\ \hline \end{array}$$

$$\begin{array}{r} 13) \quad 31,723 \\ + 29,116 \\ \hline \end{array}$$

$$\begin{array}{r} 14) \quad 71,676 \\ + 84,484 \\ \hline \end{array}$$

$$\begin{array}{r} 15) \quad 13,520 \\ + 17,640 \\ \hline \end{array}$$

$$\begin{array}{r} 16) \quad 64,789 \\ + 37,461 \\ \hline \end{array}$$

$$\begin{array}{r} 17) \quad 11,111 \\ + 66,999 \\ \hline \end{array}$$

$$\begin{array}{r} 18) \quad 20,765 \\ + 41,089 \\ \hline \end{array}$$

$$\begin{array}{r} 19) \quad 96,304 \\ + 36,810 \\ \hline \end{array}$$

$$\begin{array}{r} 20) \quad 54,273 \\ + 87,687 \\ \hline \end{array}$$



B.V.M. PUBLIC SCHOOL
SESSION - 2026-27
SUMMER VACATION HOLIDAY HOMEWORK
CLASS-V SECTION - Y

Subject: English

✦ General Instructions

- Do all written work on A4-size sheets.
- Maintain a neat and creative folder.
- Use proper grammar, punctuation, and presentation.

1. ✍ Cursive Writing

- Write 25 pages in your cursive writing book.

Focus on:

- Formation
- Spacing
- Punctuation
- Speed

2. 📖 Story Time Bookmark (Enhanced Task)

- Read any one storybook/short novel.
- Make a creative bookmark based on the story.

On the back, write:

- Title of the book
- Favourite character + reason (1 line)

3. 🎨 Grammar Project ✨

- Make a project on the allotted grammar topic.
- Do the work on A4 sheets and keep it in a folder.
- Include definition, types, examples, and sentences.

🧠 Topics Distribution

- Roll No. 1–5 → Noun & Its Kinds
- Roll No. 6–10 → Pronoun
- Roll No. 11–15 → Verb
- Roll No. 16–20 → Adjective
- Roll No. 21–25 → Tenses (Present, Past, Future)

- Roll No. 26–30 → Articles (a, an, the)
- Roll No. 31–35 → Prepositions
- Roll No. 36–40 → Conjunctions
- Roll No. 41–45 → Collective Nouns

Make a colourful chart on the topic “My Clothesline”.

- Draw or paste a clothesline and hang at least 5 clothes on it
(for example: shirt, pants, dress, socks, T-shirt).
- You may draw the clothes or paste them using coloured paper or pictures.

Write 2–3 short sentences under each cloth

(for example: what it is, when you wear it, or in which season).

- Decorate your chart neatly using colours and drawings.

5. Revision Work

- Revise the syllabus covered for the Unit Test.

विषय – हिंदी

ग्रीष्मावकाश कार्य

कक्षा -पाँचवी (वाइ)

1. प्रथम इकाई परीक्षा पाठ्यक्रम याद कीजिए और रफ कॉपी में लिखकर अभ्यास कीजिए।

(UT- 1 पाठ्यक्रम पाठ्यपुस्तक पाठ 1, 2

व्याकरण पाठ 1 , 2, चित्र वर्णन)

2. प्रतिदिन एक पेज सुलेख अपनी सुलेख पुस्तिका में सही अक्षर बनावट में लिखिए। (30पेज)

3. “मेरी छोटी डायरी”

लगातार 7 दिनों की छोटी डायरी लिखिए।

हर दिन 4–5 पंक्तियाँ (आज क्या किया, क्या नया सीखा)

4. “कहानी को नया मोड़”

कोई भी पुरानी कहानी (जैसे शेर और चूहा) चुनें उसे अपने तरीके से नया अंत (New Ending)

देकर ए4-साइज शीट पर लिखिए।

5. स्वर और व्यंजन (व्यंजनों के प्रकार संयुक्त व्यंजन ,द्वितीय व्यंजन ,संयुक्ताक्षर) सुंदर रूप में एक ए-3 शीट पर लिखें।
6. प्रकृति का एक सुंदर सा चित्र बनाकर 'प्रकृति संदेश' एक कविता लिखिए । (पोर्टफोलियो में)

निर्देश:

- 1.सभी कार्य साफ-सुथरे लेख में करें।
- 2.चित्र और रंगों का प्रयोग अवश्य करें।
- 3.अपनी रचनात्मकता दिखाने की कोशिश करें।
- 4.प्रतिदिन कम से कम 15 मिनट पढ़ने की आदत डालें।

Subject-Maths

1. Revise UT-1 Syllabus:

CH 1 (Review), CH 2 (Roman numerals), CH 3 (Large numbers), CH 4 (Operations with large numbers)

2. Write Tables 2 to 20 on an A-4 size sheet and laminate it.
3. Write Roman numerals 1 to 100 on an A-3 size sheet
4. Do Review worksheet -1 (given in book at the end of ch-4) on separate-coloured sheets.
5. Take a printout of the given worksheet and solve it. (keep it in a folder)

Subject: Science

1 . Learn Chapters 1 and 2 for UT-1

2. Do the given assignment

Project 1: Animal Kingdom Scrapbook 🌸

📄 Instructions:

1. Take a scrapbook
2. Collect pictures of different animals from newspapers or magazines
3. Paste them on different pages

◆ Page 1: Habitat Classification

Separate animals based on habitats:

- Forest
- Desert
- Water
- Polar region

◆ Page 2: Feeding Habits

Classify animals into:

- Herbivores
- Carnivores
- Omnivores

👉 Write headings and paste pictures accordingly

🌟 Heading:

“Animal Kingdom and Their Adaptations”

📌 Project 2: Do's and Don'ts Chart (Communicable Diseases)

📄 Instructions:

1. Take a chart paper

2. Divide it into two parts:

DO'S

DON'TS

◆ Write Points:

✓ DO'S

- Wash hands regularly
- Eat clean food
- Cover mouth while coughing
- Keep surroundings clean

✗ DON'TS

- Do not eat uncovered food
- Do not share personal items
- Do not ignore hygiene
- Do not drink dirty water

🌟 Add:

- Draw small pictures (soap, mask, clean water, etc.)
- Make it colourful and neat

✨ **Heading:**

“Prevention of Communicable Diseases”

Activity: Plant a Tree 🌱

📄 **Instructions:**

1. *Plant a small tree or plant at home or nearby*
2. *Take a photograph while planting*
3. *Paste the photograph in your scrapbook*

Subject: Social Studies

1. **Write a weather report for 15 days**
2. **Learn chapters 1 and 2 for U T -2**
3. **Do the assignment given.**
4. **Draw different heat zones on an A-4 size sheet**

Subject – Drawing

🌱 **Activity: “My Plant Journey”**

Instructions:

- 🌸 Decorate a pot using waste materials .such as ice-cream sticks, jute rope, buttons, or fabric pieces.
- 🌸 Plant a seed in the pot and take care of it by watering regularly and keeping it in sunlight.
- 🌸 Track its growth by clicking photos at different stages.
- 🌸 Paste the photos neatly on an A3-size sheet in a creative and presentable way.
- 🌸 Write short captions under each photo (for example: Day 1 – Planting the Seed, Day 5 – First Sprout).

Subject – Computer

1. Create a poster / Invitation / Card / Advertisement using Canva.

a. Topics for Poster:

1. Kindness is My Superhero.
2. My city after 100 years
3. Plastic monster vs nature hero
4. Screen Time vs Green Time
5. The power of a smile
6. Choices shape destiny
7. Your future depends on Today

b. Topics for Advertisement:

1. Brain Booster Juice
2. School Bag / Smart Backpack
3. New Healthy Snack (Homemade product)
4. Eco-friendly Water Bottle
5. Stationary Kit
6. Online Learning App

c. Topics for Invitation Card:

1. Dinosaur World Adventure
2. Magic School Admission Letter
3. Art & Craft Exhibition
4. “Say No to Plastic” Rally
5. Plant a Tree Drive

2. Revise Chapter 1, 2.

G.K.

Read or watch the news for 5 days a week and write five important news headlines for each week.