



B.V.M. PUBLIC SCHOOL
SESSION 2026-27
SUMMER VACATION HOLIDAY HOMEWORK
CLASS-IV SECTION -B
Subject: English

1. Cursive Writing Practice

- Write 1 page daily in your cursive writing book for 30 days.

Focus on:

- Correct letter formation
- Neatness and spacing
- Proper punctuation

2. Activity: Animal Language (Scrapbook Work)

- Do this activity in your English scrapbook.
- Draw or paste pictures of at least 5 animals

(for example: dog, cat, cow, lion, bird).

Write 2 short sentences under each animal:

- First sentence: the sound the animal makes
- Second sentence: when or why it makes that sound
- You may also write the sound words (such as bark, meow, moo, roar, chirp).
- Present your work neatly and use colours.

Example:

Dog – The dog barks. It barks to warn us or show excitement.

3. Grammar Fun Activity

- Make a neat diagram on an A4-size sheet.

Instructions:

- Choose any one topic:

Noun / Common & Proper Nouns / Collective Nouns / Verb / Adjective

- Write only the topic and its types.
- Attach the sheet to a file and submit.

4. (Poem Writing Activity)

- Write a short poem on an A4-size sheet and learn it.

Instructions:

- Topic: Nature, motivation, animals, emotions, or social service
- Minimum 8 lines
- Neat handwriting
- Learn the poem for recitation
- Attach the sheet in a file and submit

5. Revision Work

- Revise the syllabus covered for the Unit Test.

विषय – हिंदी

ग्रीष्मावकाश कार्य

1. प्रथम इकाई परीक्षा पाठ्यक्रम याद कीजिए और रफ कॉपी में लिखकर अभ्यास कीजिए।

(UT- 1 पाठ्यक्रम पाठयपुस्तक पाठ 1, 2

व्याकरण पाठ 1 , 2

▪प्रतिदिन एक पेज सुलेख अपनी सुलेख पुस्तक में सुंदर अक्षर बनावट में लिखिए।(35पेज)

▪ “रचनात्मक कौशल ”

एक चार्ट पर चींटी का जीवन चक्र दर्शाइए तथा उससे मिलने वाली जीवन की सीख से संबंधित कुछ (प्रॉप्स) तैयार करके उसे कक्षा में प्रस्तुत करें।

▪अपने किन्हीं दो खास दोस्तों के गुणों, अवगुणों व विशेषताओं का वर्णन स्क्रेपबुक में करो।

▪ज्ञान सुधा कहानी की किताब से कहानी पढ़िए तथा कोई भी एक कहानी को चुनकर उसका अंत बदलकर अपने शब्दों में लिखिए ।

▪ प्रतिदिन अखबार पढ़ें तथा किसी एक समाचार का सार एक छोटी डायरी बनाकर उसमें लिखिए।

निर्देश:

- 1.सभी कार्य साफ-सुथरे लेख में करें।
- 2.चित्र और रंगों का प्रयोग अवश्य करें।
- 3.अपनी रचनात्मकता दिखाने की कोशिश करें।
- 4.प्रतिदिन कम से कम 15 मिनट पढ़ने की आदत डालें।

Subject-Maths

- 1) Revise UT syllabus Chapter 2, Chapter 3 and Chapter 4thoroughly.
- 2) Solve all the **book exercises from Chapter 1 to Chapter 5** in the book itself with neat handwriting.

Roll No. 1–11:

- Prepare **3 handmade sheets**
- Create a **Pizza Fraction Model** (to demonstrate fractions in a fun and creative way)

Roll No. 12–23:

- Make **3 decorative pencil toppers**
- Design **creative joke cards** (math-related or fun-themed)

Roll No. 24–34:

- Prepare **3 mini notebooks**
- Create a **DIY board game** (based on mathematical concepts)

Roll No. 35–44:

- Design **5 creative bookmarks**
- **Prepare three creative keychains**

Model (Do any one)

- **Number Fun**
- Write numbers from **1 to 50**
- Highlight:
 - Even numbers in one colour
 - Odd numbers in another colour
- Circle all **multiples of 5**
- Write and learn tables from **2 to 20**. Make it colourful and decorative.

- Create a **Geometrical Garden Model** (using different shapes and patterns)

- **Addition & Subtraction Wheel** (Make a spinning wheel and add/subtract numbers shown by the arrow)

Subject: Science

1. Learn Chapters 1 and 2 for UT-1

2. Do the given assignment

HOTS Questions

1. Why do animals live in different habitats?

2. What is meant by adaptation?

3. How do webbed feet help a duck?

4. Why do fish need water to live?

5. Name one animal that lives in the desert and one in water.

6. How do animals protect themselves?

7. Why do some animals have sharp teeth?

8. What problem will a polar bear face in a desert?

3. Project Work

Project 1: **Teeth Chart**

Instructions:

1. Take a chart paper
2. Draw a large diagram of human teeth
3. Show different types of teeth:
 - Incisors
 - Canines
 - Premolars
 - Molars
4. Colour them differently:
 - Incisors → Red
 - Canines → Blue
 - Premolars → Green
 - Molars → Yellow
5. Label each type clearly

Add:

Heading: “Types of Teeth and Their Functions”

Write 1–2 lines about each type:

Incisors – Cutting food

Canines – Tearing food

Premolars & Molars – Grinding food

Project 2: **Toothpaste Collection Activity**

Instructions:

1. Collect empty toothpaste covers/wrappers from home
2. Paste them neatly in a scrapbook
3. Read the ingredients written on each cover

Make a Table:

Toothpaste Name

Natural Ingredient

Example

Neem / Clove / Salt

Find and write natural products like:

- Neem
- Clove

- Salt
- Charcoal

✦ Add:

Heading: “Natural Ingredients in Toothpaste”

✦ Activity: Plant a Tree ✦

📄 Instructions:

1. Plant a small tree or plant at home or nearby
2. Take a photograph while planting
3. Paste the photograph in your scrapbook

Subject: Social Studies

1. Draw a picture of the desert in your copy and write a few lines on it
2. Learn chapters 1 and 2 for UT-1
3. Make the best out of waste with the help of wood
4. Do the assignment given.

Subject - G.K.

1. Read or watch the news for 5 days a week and write five important news headlines for each week

Subject – Drawing

Activity: “My Plant Journey”

Instructions:

✦ Decorate a pot using waste materials, such as ice-cream sticks, jute rope, buttons, or fabric pieces.

✦ Plant a seed in the pot and take care of it by watering regularly and keeping it in sunlight.

✦ Track its growth by clicking photos at different stages.

✦ Paste the photos neatly on an A3-size sheet in a creative and presentable way.

✦ Write short captions under each photo (for example: Day 1 – Planting the Seed, Day 5 – First Sprout).

Subject – Computer

List all the input devices & Output devices, (Any -5) paste them in A4 sheet, paste this sheet in a computer notebook

Write the characteristics of a computer on an A4 sheet (Any five)



B.V.M. PUBLIC SCHOOL
SESSION 2026-27
SUMMER VACATION HOLIDAY HOMEWORK
CLASS-IV SECTION -G

Subject: English

 1. Cursive Writing Practice

- Write 1 page daily in your cursive writing book for 30 days.

Focus on:

- Correct letter formation
- Neatness and spacing
- Proper punctuation

 2. Character Mask & Traits Activity

- Choose any one character from your English stories

Activity Tasks:

- Make a creative mask of your chosen character.
- Prepare a small chart/poster showing the character's qualities.
- Examples of traits:

brave, kind, helpful, curious, polite, funny

Tip: Use colours, drawings, and neat handwriting to make your work attractive.

3. Grammar Fun Chart

Make a colourful chart on any one topic:

- Noun
- Common and Proper Nouns
- Collective Nouns
- Verb
- Adjective
- Adverb
- Conjunction
- Preposition

Add examples and pictures

4. Revise the syllabus covered for the Unit Test.

विषय – हिंदी

1. प्रथम इकाई परीक्षा पाठ्यक्रम याद कीजिए और रफ कॉपी में लिखकर अभ्यास कीजिए।

(UT- 1 पाठ्यक्रम पाठ्यपुस्तक पाठ 1, 2

व्याकरण पाठ 1 , 2

▪प्रतिदिन एक पेज सुलेख अपनी सुलेख पुस्तक में सुंदर अक्षर बनावट में लिखिए।(35पेज)

▪ “रचनात्मक कौशल ”

आपने अपने घर तथा परिवेश को साफ़-सुथरा रखने के लिए क्या - क्या कदम उठाए हैं- उन्हें स्कैपबुक में चित्र की सहायता से दर्शाइए ।

▪एक छोटी सी डायरी बनाकर उसमें 10 नए हिंदी शब्द ढूँढकर उनके अर्थ के साथ लिखिए तथा उन्हें कंठस्थ कीजिए।

▪ज्ञान सुधा कहानी की किताब से कहानी पढ़िए तथा कोई भी एक कहानी को चुनकर उसको याद करके अपने शब्दों में कक्षा में सुनाइए।

▪ प्रतिदिन अखबार पढ़ें ताकि आपका पठन कौशल विकसित हो सके ।

निर्देश:

- 1.सभी कार्य साफ-सुथरे लेख में करें।
- 2.चित्र और रंगों का प्रयोग अवश्य करें।
- 3.अपनी रचनात्मकता दिखाने की कोशिश करें।
- 4.प्रतिदिन कम से कम 15 मिनट पढ़ने की आदत डालें।

Subject-Maths

1. Revise Chapters 2, 3 and 4 for UT 1.

2. Learn tables from 2 to 20.

3. Make the following items according to your roll numbers:-

- (1 - 10) Three handmade sheets and a puzzle booklet (minimum 8 pages)
- (11- 20) Three pencil toppers and flashcards on symmetry.
- (21- 30) Three mini notebooks and flashcards on place and place value of numbers.
- (31- 44) Five bookmarks and flashcards on fractions.

4. Make a creative game on 'Patterns and Sequences'

Subject: Science

1. Learn Chapters 1, 2, and 3 for UT-1
2. Do the given assignment
3. Project: Egg-Laying Animals Collage 🟡

📄 Instructions:

1. Take a scrapbook page
2. Collect or draw pictures of egg-laying animals
3. Paste them neatly

🔴 Examples:

- Hen
- Frog
- Fish
- Butterfly
- Cockroach

🌟 Add:

Heading: "Egg-Laying Animals"

Write 2–3 lines on each animal






Subject: Social Studies

1. Choose any physical feature of India. Prepare a collage on any one state that falls under that physical feature. Paste pictures of its dresses, food, people and traditional practices. Also, give informative captions.
2. Learn chapters 1 and 2 for UT-1
3. Write the names of the different dance forms and the states to which they belong on an A3-size sheet. Paste relevant pictures also.
4. Do the given assignments and paste them into the notebook.

Subject – Drawing

Activity: “My Plant Journey”

Instructions:

-  Decorate a pot using waste materials such as ice-cream sticks, jute rope, buttons, or fabric pieces.
-  Plant a seed in the pot and take care of it by watering regularly and keeping it in sunlight.
-  Track its growth by clicking photos at different stages.
-  Paste the photos neatly on an A3-size sheet in a creative and presentable way.
-  Write short captions under each photo (for example: Day 1 – Planting the Seed, Day 5 – First Sprout).

Subject - Computer

- List all the input devices & Output devices (Any -5) paste them in A4 sheet, paste this sheet into the computer notebook
- Write the characteristics of computer on A4 sheet (Any five)

(Holiday homework to be done in a computer notebook only)

G.K.

Read or watch the news for 5 days a week and write five important news headlines for each week.



B.V.M. PUBLIC SCHOOL
SESSION 2026-27
SUMMER VACATION HOLIDAY HOMEWORK
CLASS-IV SECTION -R

Subject: English

1. Cursive Writing Practice

- Write 1 page daily in your cursive writing book for 30 days.

Focus on:

- Correct letter formation
 - Neatness and spacing
 - Proper punctuation
-

2. Story Writing Activity

- Prepare any one short story with a moral.
- Write the story neatly on an A4-size sheet.

Your work should include:

- Title of the story
- Neat handwriting
- Proper punctuation

Also:

- Draw any one scene from your story and colour it neatly.
 - Learn the story well for presentation in class.
-

3. Activity: Animal Language (Scrapbook Work)

- Do this activity in your English scrapbook.
- Draw or paste pictures of at least 5 animals
(for example: dog, cat, cow, lion, bird).

Write 2 short sentences under each animal:

- First sentence: the sound the animal makes

- Second sentence: when or why it makes that sound
- You may also write the sound words (*such as bark, meow, moo, roar, chirp*).
- Present your work neatly and use colours.

Example:

Dog – The dog barks. It barks to warn us or show excitement.

4. Revision Work

- Revise the syllabus covered for the Unit Test.

विषय – हिंदी

1. प्रथम इकाई परीक्षा पाठ्यक्रम याद कीजिए और रफ कॉपी में लिखकर अभ्यास कीजिए।

(UT- 1 पाठ्यक्रम पाठ्यपुस्तक पाठ 1, 2

व्याकरण पाठ 1 , 2

▪ प्रतिदिन एक पेज सुलेख अपनी सुलेख पुस्तक में सुंदर अक्षर बनावट में लिखिए।(35पेज)

▪ “रचनात्मक कौशल ”

भारत का नक्शा बनाइए तथा उसमें किन्हीं पाँच राज्यों को दर्शाइए जिनका आप भ्रमण कर चुके हो या करना चाहते हो ।

▪ स्कैपबुक में कोई भी कहानी लिखकर उसमें 5 संज्ञा तथा 5 सर्वनाम शब्दों को रेखांकित करो।

▪ ज्ञान सुधा कहानी की किताब से कहानी पढ़िए तथा कोई भी एक कहानी को चुनिए तथा चित्रों की सहायता से स्कैपबुक में दर्शाइए ।

▪ प्रतिदिन अखबार पढ़ें ताकि आपका पठन कौशल विकसित हो सके ।

निर्देश:

1. सभी कार्य साफ-सुथरे लेख में करें।
2. चित्र और रंगों का प्रयोग अवश्य करें।
3. अपनी रचनात्मकता दिखाने की कोशिश करें।
4. प्रतिदिन कम से कम 15 मिनट पढ़ने की आदत डालें।

Subject-Maths

1. Revise Chapters 2, 3 and 4 for UT 1.
2. Learn tables from 2 to 20.
- 3.. Make the following items according to your roll number:-
 - (1 - 10) Three handmade sheets and flashcards on **dodging tables**
 - (11- 20) Three pencil toppers and flashcards on **addition and subtraction**
 - (21- 30) Three mini notebooks and flashcards on **shapes**
 - (31- 44) Five bookmarks and flashcards on **Roman numerals**
4. Do the **worksheet** attached below.



B.V.M. PUBLIC SCHOOL
PRACTICE WORKSHEET
CLASS: IV
SUBJECT: MATHEMATICS

Name: _____

Roll No.: _____

Q1.

Arrange in :-

3456, 6543, 2345, 7654

Ascending order- _____

Descending order- _____

7841, 7762, 6345, 5237

Ascending order- _____

Descending order- _____

XXX, XL, XII, XXVIII

Ascending order- _____

Descending order- _____

XLIII, XV, C, XXXIII

Ascending order- _____

Descending order- _____

Q2.

Write roman numeral for the following numbers:-

11 - _____

14 - _____

24 - _____

50 - _____

7 X 5 - _____

17 - 8 - _____

Q3. Make the smallest and greatest numbers with digits :-

4, 1, 9, 8

Smallest number - _____

Greatest number - _____

2, 9, 8, 3, 0, 1

Smallest number - _____

Greatest number - _____

Q4. Write in expanded form:-

3482 - _____

789045 - _____

Q5. Write in words:-

45790

23415789

4804

Q6. For the number 963057741, write :-

Place value of 3 - _____

Place value of 0 - _____

Place of 4 - _____

Place of 9 - _____

Q7. Arrange in columns and add: -

(a) Twenty six thousand seven hundred thirty two, forty one thousand two hundred seventy four.

(b) 43614, 3725, 4595, 18435

Q8. A school library has 3483 books in a year. After a donation, 1275 more books were added. How many total books are there in the library now?

Subject: Science

1.Learn Chapter 1 and 2 for UT-1

2.Do the given assignment

HOTS questions

1. Why do animals live in different habitats?

2. What is a habitat?

3. Name one animal that lives in water and one that lives in a desert.

4. Why do fish have fins?


5. How do animals protect themselves?

6. Why do polar animals have thick fur?


7. What will happen if a fish is kept on land?

8. How do birds move from one place to another?

 **Project: First Aid Box** 


 Instructions:

1. Take a small box (shoe box or plastic box)
2. Decorate it neatly
3. Write + sign on top with red colour on top
4. Arrange important items inside

 Items to Include:

- Band-aids
- Cotton
- Antiseptic liquid (Dettol/Savlon)
- Small scissors
- Pain relief cream
- Thermometer

 **Activity: Plant a Tree** 

 Instructions:

1. Plant a small tree or plant at home or nearby
2. Take a photograph while planting
3. Paste the photograph in your scrapbook

Subject: Social Studies

1. Draw a picture of a desert in your copy and write a few lines on it
2. Learn chapters 1 and 2 for UT-1
3. Do the assignment given below






A. Fill in the Blanks

1. The water body that surrounds India is the _____.
2. _____ is a neighbouring country of India.
3. The capital of Assam is _____.
4. Population wise, India is the _____ largest country in the world.
5. _____ is a hill station of Himachal Pradesh.
6. _____ is the capital of India.
7. Nainital is a _____.
8. Shikara is found in _____.
9. Kanchenjunga is a _____.
10. Assam is part of the _____ states.
11. Some neighbouring countries of India are _____ and _____.
12. Two states of Northern Mountains are _____ and _____.

SUBJECT - DRAWING

Activity: "My Plant Journey"

Instructions:

-  Decorate a pot using waste materials such as ice-cream sticks, jute rope, buttons, or fabric pieces.
-  Plant a seed in the pot and take care of it by watering regularly and keeping it in sunlight.
-  Track its growth by clicking photos at different stages.
-  Paste the photos neatly on an A3-size sheet in a creative and presentable way.
-  Write short captions under each photo (for example: Day 1 – Planting the Seed, Day 5 – First Sprout).

Subject – Computer

List all the input devices & Output devices, (Any -5) paste them in A4 sheet, paste this sheet in a computer notebook

Write the characteristics of a computer on A4 sheet (Any five)



B.V.M. PUBLIC SCHOOL
SESSION 2026-27
SUMMER VACATION HOLIDAY HOMEWORK
CLASS- IV SECTION - Y

Subject: English

1. Revise the syllabus covered for the Unit Test.
2. Write 1 page daily in your cursive writing book for 30 days.

Focus on:

- Correct letter formation
- Neatness and spacing
- Proper punctuation

3. If Animals Could Talk...

One morning, you wake up and suddenly...

You can understand animal language! 🐾 🗣️

The birds are chatting, the dog is complaining, and even a tiny ant has something to say.

(Based on Chapter 3)

Your task is to **Create Your Animal Conversation Story**

Write a short and fun story (6–8 lines):

Include:

- One animal you talk to
- At least 2 lines of dialogue (talking lines)
- The animal's problem or feeling
- How do you help the animal

4. **Word Collector Notebook** - Make your own mini dictionary and learn 20 new words.

Write:

- Meaning
- One sentence
- Decorate each page creatively.

विषय – हिंदी

1. प्रथम इकाई परीक्षा पाठ्यक्रम याद कीजिए और रफ कॉपी में लिखकर अभ्यास कीजिए।

(UT- 1: पाठ्यक्रम पाठ्यपुस्तक पाठ 1, 2 और व्याकरण पाठ 1, 2)

2. प्रतिदिन एक पेज सुलेख अपनी सुलेख पुस्तक में सुंदर अक्षर बनावट में लिखिए। (35 पेज)

3. “रचनात्मक कौशल”

आम कैसे पेड़ से बाज़ार तक आता है, इसे एक फ़्लो चार्ट की सहायता से दर्शाओ तथा अपने पसंदीदा फल के विषय में चित्र की सहायता से 5 लाइनें स्क्रेपबुक में लिखिए।

4. ज्ञान सुधा कहानी की किताब से कहानी पढ़िए तथा कोई भी एक कहानी को चुनकर उसके मुख्य पात्र का **चरित्र वर्णन** करें।

5. मैं अपने देश के लिए क्या कर सकता/सकती हूँ” इस विषय पर 5-7 पंक्तियाँ स्क्रेपबुक में लिखिए।

6. प्रतिदिन अखबार पढ़ें तथा किसी एक समाचार का सार एक छोटी डायरी बनाकर उसमें लिखिए।

निर्देश:

1. सभी कार्य साफ-सुथरे लेख में करें।
2. चित्र और रंगों का प्रयोग अवश्य करें।
3. अपनी रचनात्मकता दिखाने की कोशिश करें।
4. प्रतिदिन कम से कम 15 मिनट पढ़ने की आदत डालें।

Subject-Mathematics

1. Revise Chapters 2, 3 and 4 for UT 1.
2. Learn tables from 2 to 20.
3. Make the following items according to your roll numbers:-
 - (1 - 10) Three bookmarks and a pile of **Maths joke cards** (minimum 12 cards)
 - (11- 20) Three mini notebooks and a **working clock model**
 - (21- 30) Three pencil toppers and a **riddle booklet** (minimum 8 pages)
 - (31- 43) Three handmade sheets and two painted cloth **tote bags** (theme: maths)
4. Make a **DIY board game** based on addition, subtraction or any other mathematical concept. Include a rule booklet and all items needed to play the game. Play with your family.

Subject: Science

1. Learn Chapters 1 and 2 for UT-1.
2. Do the given assignment attached at the end.
3. Creative Project Work

Project 1: Food Diversity in India

Instructions:

1. Paste a simple map of India in a scrapbook.

2. Choose 5 states:

- West Bengal
- Tamil Nadu
- Bihar
- Punjab
- Haryana

3. Write their main dishes.

4. Paste or draw pictures of the dishes and decorate neatly.

Heading: **“Unity in Diversity – Food of India”**

Project 2: Festival and Food Matching Chart

Instructions:

1. Make two columns: Festival and Dish in a scrapbook

2. Match them correctly.

For example:

- Cake → Christmas
- Payasam → Onam
- Sewaiyan → Eid
- Gujiya → Holi

3. Use colours and draw small pictures of 10 food items

Heading: **“Festivals and Their Special Foods”**

Subject: Social Studies

1. Draw a picture of **‘Desert’** in your notebook and write a few lines on it.

2. Learn Chapters 1 and 2 for UT 1.


3. Make the **best out of waste** with the help of a newspaper.

4. Do the assignment given (attached at the last page also) in your notebook.

Subject – Drawing


Activity: “My Plant Journey”


Instructions:

 Decorate a pot using waste materials such as ice-cream sticks, jute rope, buttons, or fabric pieces.

 Plant a seed in the pot and take care of it by watering regularly and keeping it in sunlight.

 Track its growth by clicking photos at different stages.

 Paste the photos neatly on an A3-size sheet in a creative and presentable way.

 Write short captions under each photo (for example: Day 1 – Planting the Seed, Day 5 – First Sprout).

Subject - Computer

1. List all the input devices & output devices (any -5) and paste them on an A4 sheet. Then paste this sheet into your computer notebook.
2. Write the characteristics of a computer on A4 sheet (Any five).

Subject - G.K.

1. Read or watch the news for 5 days a week and write five important news headlines for each week.

SCIENCE ASSIGNMENT

HOTS Questions

1. Why can't a camel live in a polar region?

2. How does camouflage help animals?

3. What would happen if fish lived on land?

4. Why do polar bears have white fur?

5. Compare adaptations of a camel and a tiger.

6. Why do desert animals have special features?

7. How do animals protect themselves from enemies?

8. If a forest animal is brought to a desert, what problems will it face?

SOCIAL SCIENCE ASSIGNMENT

A. Fill in the Blanks:-

- (a) The water body that surrounds India is the _____.
- (b) _____ is a neighbouring country of India.
- (c) The capital of Assam is _____.
- (d) Population wise, India is the _____ largest country in the world.
- (e) _____ is a hill station of Himachal Pradesh.
- (f) _____ is the capital of India.
- (g) Nainital is a _____.
- (h) Shikara is found in _____.
- (i) Kanchenjunga is a _____.
- (j) Assam is part of the _____ states.
- (k) Some neighbouring countries of India are _____ and _____.
- (l) Two states of Northern Mountains are _____ and _____.

B. Question answer:-

- (a) Name six physical divisions of India.
- (b) Write the importance of the Himalaya.