

B.V.M. PUBLIC SCHOOL
SESSION 2026-27
SUMMER VACATION HOLIDAY HOMEWORK
CLASS- III SECTION - B

Subject: English

- ❖ Write 1 page daily in your cursive writing book. Emphasize on formations, neatness and punctuation.
- ❖ Write a picture composition on the given picture in 10 lines on an A4 sheet. Paste the picture also.



- ❖ 🌟 Story Writing Activity 🌟
 - Prepare any one short story with a moral.
 - Write the story neatly on an A4-sized sheet.
 - Your work should include:
 - Title of the story
 - Neat handwriting
 - Proper punctuation
 - Also:
 - 🎨 Draw any one scene from your story and colour it neatly.
 - Learn the story well for presentation in class.

❖ Revise the syllabus of UT-1

Syllabus:

Writing Skills: Self-Introduction, Picture Composition

Literature: 1. The Day the Crayons Quit

2. True Colours

Vocabulary: Antonyms & Synonyms

Grammar: Chapter-1 Noun

Chapter-2 Common Noun & Proper Noun

Chapter-3 Singular – Plural

Chapter-4 Gender

Chapter-27 Punctuation

विषय – हिंदी

स्क्रेपबुक गतिविधि

- पुराने जमाने व नए जमाने में किन्हीं पाँच अन्तरो को चित्र की सहायता से दर्शाइए व उनके विषय में पंक्तियाँ भी लिखिए।
- मेरी सुंदर दुनिया विषय पर एक चार्ट बनाए तथा अपने शब्दों में एक कविता भी लिखिए।
- हिंदी सुलेख पृष्ठ संख्या 35 तक पूरा करें।
- प्रतिदिन अखबार पढ़ें।
- ज्ञान सुधा कहानी की किताब से कहानी पढ़िए।
- व्याकरण पाठ 1 से 4 कक्षा कार्य याद करें।
- कविता याद करें तथा कहानी पढ़ें और कक्षा कार्य याद करें।
- प्रथम इकाई परीक्षा पाठ्यक्रम:
 - व्याकरण: पाठ 3 और 4
 - वाणी विनय हिंदी पाठमाला: पाठ 2 और 3

Subject-Maths

Revision Work:

- Revise Unit Test (UT) syllabus Chapter 2, Chapter 3, and Chapter 4 thoroughly.

Written Work:

- Solve all book exercises from Chapter 1 to Chapter 5 in the book itself with neat handwriting.


Tables Practice:

- Write multiplication tables from 2 to 12 on a plain A4 size sheet. Present them in a neat, colorful, and creative format using borders, designs, and different colors. Get the sheet laminated for neatness and durability.

Model (Do any one) :

1. Roman Numeral Ladder

- Make a ladder showing numbers from 1–2
- One side: Hindu-Arabic numbers (1,2,3...)
- Other side: Roman numerals (I, II, III...)



2. Rocket Addition Model

Concept: Counting forward

- Draw a rocket with steps (number line style)
- Show jumps for addition
- Example: Start at 5 → jump 3 → land on 8

3. Place Value Wheel

Concept: Ones, Tens, Hundreds

- Make 3 rotating wheels (ones, tens, hundreds)
- Rotate to form numbers like 245






Subject: Environmental Studies

1. Write the difficult words of chapters 1, 2, and 3 in the EVS notebook.
2. Make a “Healthy and Clean Me” chart. List 5 good habits for staying clean and healthy. Draw or paste pictures for each habit.
3. Sketch your neighbourhood. Mark your neighbourhood places like the house, school, park, shop, etc. Use symbols or labels. Colour it nicely (A4 sheet)
4. Learn chapters 1 and 2 for UT -1

Subject – Drawing

 Activity: “My Plant Journey”

Instructions:

-  Decorate a pot using waste materials, such as ice-cream sticks, jute rope, buttons, or fabric pieces.
-  Plant a seed in the pot and take care of it by watering regularly and keeping it in sunlight.
-  Track its growth by clicking photos at different stages.
-  Paste the photos neatly on an A3-size sheet in a creative and presentable way.
-  Write short captions under each photo (for example: Day 1 – Planting the Seed, Day 5 – First Sprout).

Subject – Computer

- Read lesson 1 and write 10 difficult words from the same in a computer notebook with correct spellings.
- Make an assignment on an A4 sheet, paste pictures of 5 input devices and 5 output devices.

(Holiday Homework will be done in a computer notebook only)

Subject – General Knowledge

- Read or watch the news for 5 days a week.
- Write five important news headlines for each week in the GK notebook.




B.V.M. PUBLIC SCHOOL
SESSION 2026-27
SUMMER VACATION HOLIDAY HOMEWORK
CLASS-III SECTION -G
SUBJECT- ENGLISH

- ❖ Write 1 page daily in your cursive writing book. Emphasize on formations, neatness and punctuation.
- ❖ Write a picture composition on the given picture in 10 lines on an A4 sheet. Paste the picture also.



❖  ❖ **Story Writing Activity** ❖

- Prepare **any one short story with a moral.**
 - Write the story neatly on an **A4-sized sheet.**
 - Your work should include:
 - Title of the story
 - Neat handwriting
 - Proper punctuation
 - Also:
 -  Draw **any one scene** from your story and colour it neatly.
 - Learn the story well for presentation in class.
- ❖ Revise the syllabus covered for the Unit Test.

विषय – हिंदी

- ❖ दिल्ली में प्रसिद्ध किन्हीं पाँच स्मारकों के नाम लिखिए एवं चित्र चिपकाइए। (स्क्रैपबुक)
- ❖ प्रकृति संदेश - प्रकृति का सुंदर चित्र बनाकर प्रकृति संदेश कविता लिखिए एवं याद करिए। (चार्ट)
- ❖ हिंदी सुलेख पृष्ठ संख्या 35 तक पूरा करें।
- ❖ प्रतिदिन अखबार पढ़ें।
- ❖ ज्ञान सुधा कहानी की किताब से कहानी पढ़िए।
- ❖ व्याकरण पाठ 1 से 4 कक्षा कार्य याद करें।
- ❖ कविता याद करें तथा कहानी पढ़ें और कक्षा कार्य याद करें।
- ❖ प्रथम इकाई परीक्षा पाठ्यक्रम
- ❖ व्याकरण पाठ 3 और 4
- ❖ वाणी विनय हिंदी पाठमाला पाठ 2 और 3

SUBJECT - MATHS

Revision Work:

- ❖ Revise Unit Test (UT) syllabus **Chapter 2, Chapter 3, and Chapter 4** thoroughly.

Written Work:

- ❖ Solve all book exercises from **Chapter 1 to Chapter 5** in the book itself with neat handwriting.

Tables Practice:

- ❖ **Write multiplication tables from 2 to 12** on a plain A4-size sheet. Present them in a **neat, colourful, and creative** format using **borders, designs, and different colours**. Get the sheet **laminated** for neatness and durability.

Model (Do any one) :

1. Abacus Model

Concept: Counting & place value

- Use sticks and beads
- Label columns: Ones, Tens, Hundreds.

Dice Addition Game Model

Concept: Practice addition

- Use 2 dice
- Roll and add numbers
- Show answer on board.

Roman Numeral Target Game

- Make a dartboard-style chart
- Write Roman numerals

SUBJECT- E.V.S

1. Write the difficult words of chapters 1,2 and 3 in the EVS notebook. (**A3 size sheet**)
2. Paste 5 pictures of community helpers and write their roles or functions.






Do it on an A4 sheet

3. Sketch your neighbourhood. Mark your house, school, park, shop, etc. Use symbols or labels. Colour it nicely
4. Learn chapters 1 and 2 for UT -1

SUBJECT-DRAWING

Activity: “My Plant Journey”

Instructions:

-  Decorate a pot using waste materials, such as ice-cream sticks, jute rope, buttons, or fabric pieces.
-  Plant a seed in the pot and take care of it by watering regularly and keeping it in sunlight.
-  Track its growth by clicking photos at different stages.
-  Paste the photos neatly on an A3-size sheet in a creative and presentable way.
-  Write short captions under each photo (for example: Day 1 – Planting the Seed, Day 5 – First Sprout).

SUBJECT– COMPUTER

- ❖ Read lesson 1 and write 10 difficult words from the same in a computer notebook with correct spellings.

Make an assignment on an A4 sheet

- ❖ paste pictures of 5 input devices and 5 output devices.

(Holiday Homework will be done in a computer notebook only)

SUBJECT– GENERAL KNOWLEDGE

- ❖ Read or watch the news for 5 days a week.
- ❖ Write five important news headlines for each week in the GK notebook.


B.V.M. PUBLIC SCHOOL
SESSION 2026-27
SUMMER VACATION HOLIDAY HOMEWORK
CLASS- III SECTION -R

Subject: English

- ❖ Write 1 page daily in your cursive writing book. Emphasize on formations, neatness and punctuation.
- ❖ Write a picture composition on the given picture in 10 lines on an A4 sheet. Paste the picture also.



❖   **Story Writing Activity** 

- Prepare **any one short story with a moral.**
 - Write the story neatly on an **A4 size sheet.**
 - Your work should include:
 - Title of the story
 - Neat handwriting
 - Proper punctuation
 - Also:
 -  Draw **any one scene** from your story and colour it neatly.
 - Learn the story well for presentation in class.
- ❖ Revise the syllabus covered for the Unit Test.

विषय – हिंदी

- अ से औ तक की मात्राओं से चित्र सहित चार-चार शब्द लिखिए ।(स्कैपबुक)
- विसर्ग , अनुस्वार तथा अनुनासिक से चित्र सहित पाँच-पाँच शब्द लिखिए । (स्कैपबुक)
- हिंदी सुलेख पृष्ठ संख्या 35 तक पूरा करें।
- प्रतिदिन अखबार पढ़ें।
- ज्ञान सुधा कहानी की किताब से कहानी पढ़िए ।
- व्याकरण पाठ 1 से 4 कक्षा कार्य याद करें ।
- कविता याद करें तथा कहानी पढ़ें और कक्षा कार्य याद करें।
- **प्रथम इकाई परीक्षा पाठ्यक्रम**
- व्याकरण पाठ 3 और 4
- वाणी विनय हिंदी पाठमाला पाठ 2 और 3

Subject-Maths

Revision Work:

- ✚ Revise the **Unit Test (UT) syllabus for Chapters 2, 3, and 4** thoroughly.

Written Work:

- ✚ Solve all **book exercises from Chapter 1 to Chapter 5** in the book itself with neat handwriting.

Tables Practice:

- ✚ Write **multiplication tables from 2 to 12** on a plain A4-size sheet. Present them in a **neat, colourful, and creative format** using borders, designs, and different colours. Get the sheet laminated for neatness and durability.

Model (Do any one)

Number Line: Concept: Counting & Numbers

- ✚ Draw a clear **number line on a cardboard sheet**. Mark numbers neatly and evenly. Use arrows, clips, or a sliding pointer to show forward and backward movement. Demonstrate addition and subtraction using the number line

Addition Game Board: Concept: Basic Math

- ✚ Create a small board game. Solve sums to move forward.

Clock Model: Concept: Time

-  Make a cardboard clock with moving hands. Show different times like 3 o'clock, 6 o'clock, etc.

Subject: EVS

1. Write difficult words of Chapters 1, 2 and 3 in the EVS notebook.
2. Go for a short nature walk and observe your surroundings. Write down the names of:
 - a. Two birds you saw
 - b. Two insects or animals
 - c. Two types of plants/trees

Draw or paste pictures of what you saw. You can also paste dry leaves or flowers to make it more beautiful. (On an A4-size sheet)

3. Make a "Healthy and Clean Me" chart. List 5 good habits for staying clean and healthy. Draw or paste pictures for each habit.
4. Learn Chapters 1 and 2 for UT-1.






Subject- GK

Read or watch the news for 5 days a week and write five important news headlines for each week.

Subject – Drawing

Activity: "My Plant Journey"

Instructions:

-  Decorate a pot using waste materials, such as ice-cream sticks, jute rope, buttons, or fabric pieces.
-  Plant a seed in the pot and take care of it by watering regularly and keeping it in sunlight.
-  Track its growth by clicking photos at different stages.
-  Paste the photos neatly on an A3-size sheet in a creative and presentable way.
-  Write short captions under each photo (for example: Day 1 – Planting the Seed, Day 5 – First Sprout).

Subject - Computer

Read lesson 1 and write 10 difficult words from the same in a computer notebook with correct spellings.

Make an assignment on an A4 sheet, paste pictures of 5 input devices and 5 output devices.

(Holiday homework will be done in a computer notebook only)

B.V.M. PUBLIC SCHOOL
SESSION 2026-27
SUMMER VACATION HOLIDAY HOMEWORK
CLASS-III SECTION -Y
Subject: English

- ❖ Write 1 page daily in your cursive writing book. Emphasize on formations, neatness and punctuation.
- ❖ Write a picture composition on the given picture in 10 lines on an A4 sheet. Paste the picture also.



- ❖ Make a model on the following topics:

Roll No. 1-4 → Nouns & Its Kinds

Roll No. 5-8 → Picture Dictionary of Collective Nouns

Roll No. 9-11 → Articles (A, An, The)

Roll No. 12-15 → Adjectives

Roll No. 16-19 → Verbs (Action Words)

Roll No. 20-23 → Helping Verbs
(Is, Am, Are, Was, Were, Has, Have,)

Roll No. 24-27 → Pronouns

Roll No. 28-31 → Prepositions

Roll No. 32-35 → Conjunctions

Roll No. 36–40 → Tenses

☞ *Simple Present & Present Continuous only*

Roll No. 41–45 → Gender

(Masculine, Feminine, Common, Neuter)

❖ Revise the syllabus covered for the Unit Test.

विषय – हिंदी

- ❖ तमिलनाडु राज्य के किन्हीं पाँच प्रसिद्ध मंदिरों तथा पर्यटन स्थल के चित्र चिपकाएँ एवं चार पंक्तियाँ लिखिए । (स्क्रैपबुक)
- ❖ प्रकृति संदेश - प्रकृति का सुंदर चित्र बनाकर प्रकृति संदेश कविता लिखिए एवं याद करिए । (चार्ट)
- ❖ हिंदी सुलेख पृष्ठ संख्या 35 तक पूरा करें।
- ❖ प्रतिदिन अखबार पढ़ें।
- ❖ ज्ञान सुधा कहानी की किताब से कहानी पढ़िए ।
- ❖ व्याकरण पाठ 1 से 4 पढ़ें।
- ❖ कविता याद करें तथा कहानी पढ़ें और कक्षा कार्य याद करें।
- ❖ प्रथम इकाई परीक्षा पाठ्यक्रम
 - ✓ व्याकरण पाठ 3 और 4
 - ✓ वाणी विनय हिंदी पाठमाला पाठ 2 और 3

Subject-Maths

- Revise the Unit Test (UT) syllabus for Chapters 2, 3, and 4 thoroughly.
- Solve all book exercises from Chapter 1 to Chapter 5 in the book itself with neat handwriting.
- Write multiplication tables from 2 to 12 on a plain A4-size sheet. Present them in a neat, colourful, and creative format using borders, designs, and different colours. Get the sheet laminated for neatness and durability.

Model (Do any one) :

1. Place Value House

- Draw a house with 3 rooms labelled Ones, Tens, Hundreds
- Use small sticks/beads to represent numbers.

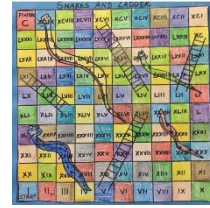


2. Addition Machine

- Create a “machine” with 2 input slots and 1 output.
- Insert numbers and show the result.

3. Snake and Ladder Game.

- Make a Snakes and Ladders board on cardboard.
- Write numbers from 1-100 in Roman Numerals.



Subject: EVS

1. Write the difficult words of chapters 1,2 and 3 in the EVS notebook.

2. Paste 5 pictures of community helpers and write their roles or functions. (On A3 size sheet)

3. Choose a plant from your garden or neighbourhood and make a plant profile (on A4 size sheet):

- a) Name of the plant
- b) Where it grows(pot/ garden/ park)
- c) What it needs to grow (water, sunlight etc)
- d) Draw or paste relevant pictures.

Write 5-6 lines about why you like this plant.

4. Learn chapters 1 and 2 for UT-1

Subject – GK

- Read or watch the news for 5 days a week and write five important news headlines for each week.

Subject - Computer


- ✓ Read lesson 1 and write 10 difficult words from the same in a computer notebook with correct spellings.
- ✓ Make an assignment on A4 sheet paste pictures of 5 input devices and 5 output devices.

(Holiday Home work will be done in computer notebook only)

Subject – Drawing

Activity: “My Plant Journey”


Instructions:

 **Decorate a pot using waste materials, such as ice-cream sticks, jute rope, buttons, or fabric pieces.**

 **Plant a seed in the pot and take care of it by watering regularly and keeping it in sunlight.**

 **Track its growth by clicking photos at different stages.**

 **Paste the photos neatly on an A3-size sheet in a creative and presentable way.**

 **Write short captions under each photo (for example: Day 1 – Planting the Seed, Day 5 – First Sprout).**