

**B.V.M. PUBLIC SCHOOL
SUMMER HOLIDAY HOMEWORK
CLASS-II**

NAME - _____

SECTION - _____



Dear Students

With summer holidays just around the corner, a wave of excitement and anticipation fills the air.

To ensure a seamless learning journey while embracing the joy of relaxation, we have designed enriching holiday homework to keep you creatively engaged. So, put on your thinking cap and let your imagination soar!

Enjoy the fun and frolic of the season while turning your learning activities into a cherished treasure.


Looking forward to seeing you soon!

Happy holidays!

Note:-

- * Holiday Homework needs to be done in neat handwriting.*
- * Activities should be presented beautifully with excellent creativity.*
- * Holiday Homework is mandatory to be to done by all the students within the stipulated time.*

DAY	ACTIVITY
<i>MONDAY</i>	<i>Fold your clothes and napkins.</i>
<i>TUESDAY</i>	<i>Arrange your shoes in the shoe rack.</i>
<i>WEDNESDAY</i>	<i>Water the plants.</i>
<i>THURSDAY</i>	<i>Arrange your books and stationaries</i>
<i>FRIDAY</i>	<i>Set the table for at least one meal.</i>
<i>SATURDAY</i>	<i>Clean and arrange your toys.</i>
<i>SUNDAY</i>	<i>Spend some quality time with your family.</i>



Engagement activities

To keep yourself and your family members fit, do yoga daily.

We celebrate the INTERNATIONAL DAY OF YOGA on 21st June.

Taking care of Nature

- Plant a sapling on the World Environment Day on 5th June & take your picture with the plant. Take care of it regularly.
- Write your observation about the growth (leaves, height of the plant, etc.) fortnightly (on 20th June & on 5th July).
- Click your pictures on regular intervals. Make a collage of the pictures you have clicked with your observations on an A-3 size sheet
- Decorate the collage neatly & beautifully with dried leaves & flowers.

Drawing

✚ Make a nature art collage.

(Collect dried leaves, flowers, twigs and seeds. Create a collage of a landscape, favourite animal, or any scene on an A4-size sheet.

✚ Make a Piggy bank by using an old container, bottles or a cardboard roll etc.

FAMILY TIME:

As we know, the third Sunday of June is celebrated as Father's Day. So, make a beautiful card for your father. Write a poem for him inside the card & decorate it. Give it to your father on Father's Day with a big hug. Take a picture of both of you with the card, paste it on an A-4 size sheet and decorate the sheet.

ACTIVITY

Make a 2D or 3D family tree using all possible waste material in the house, such as cardboard, old plastic, glass/plate, used gift wraps, etc. and paste/draw all the family members' pictures in it, including grandparents, parents, uncles, aunts and cousins.

MAGIC TIME

Respect your parents, grandparents and all elders. Use the magical words Please, sorry, Excuse Me, Thank You etc. (where needed). Create a creative magic word chart.

SPEAKING TIME:

Encouraging English Speaking at Home:

As summer holidays approach, it's the perfect time for children to strengthen their spoken English skills. With the support and cooperation of parents, children can build confidence by using simple words and sentences in daily conversations.

Here are some engaging sentences they can practice at home:

- Mummy, what are we cooking today? Can I help you?
- Papa, can we go for an evening walk together?
- Grandpa, what was your favourite childhood game? Can you teach me?
- Grandma, could you tell me an interesting story from your childhood?
- Mummy, may I set the table for dinner?
- Papa, can we plan a cycling trip this weekend?
- Could you please pass me the book? I would love to read it.
- Hello Uncle/Aunty, hope you're having a wonderful day!
- Good morning, Papa! How did you sleep last night?
- Thank you for helping me, Mummy. I really appreciate it!

Encourage your child to use these sentences in everyday conversations, helping them develop fluency and confidence in spoken English.

Let's make learning fun while creating beautiful holiday memories!

WRITING

1. Read chapters 1 and 2. Noun - Naming words, Common noun and Proper noun, and pick out 05 common nouns and 05 proper nouns from the given chapter and also paste or draw the picture.

Proper Noun	Common Noun
_____	_____
_____	_____
_____	_____
_____	_____
_____	_____

READING COMPREHENSION

Read the short story below and answer the questions.

Story:

I am Rohan. My family went to a picnic last Sunday. My mom brought a lot of snacks. We went to the park. We ate a lot and played hide and seek

Questions:

a) What is the boy's name?

b) What did Mom bring?

Common and Proper Nouns

Colour the nouns using the colour code below:

common noun



proper noun



Ms. Jane

corn

song

India

dog

turkey

city

hotel

Sunday

newspaper

Lucknow

friend

December

beach

truck

hospital

girl

Australia

John

school

Singular and Plural Nouns

1. Circle the singular nouns and underline the plural nouns.

toy pear dress
 buses parks
 dish coins pies


2. Add 's' to change the words below to plural nouns.

- a) boy _____ d) coat _____
 b) tree _____ e) bird _____
 c) rat _____ f) sack _____

3. Add 'es' to change the words below to plural nouns.

- a) box _____
 b) bench _____
 c) bus _____

4. Circle the correct word to describe the picture.



duck

ducks

witches

witch

girl

girls

5. Draw lines to match the singular noun to the plural noun.

pear

chair

tie

brush

wish

ties

pears

brushes

wishes

chairs

6. Choose the correct word to complete the sentence.

- a) Alf and Bob have red _____. shirt / shirts
 b) I have lost a _____. socks / sock
 c) The ladybird has seven _____. spot / spots
 d) All the _____ fell on the ground. tomato / tomatoes

Fill in the blanks with a, an or the

1. _____ apple
2. _____ ball
3. _____ elephant
4. _____ dog
5. _____ Sun
6. _____ book
7. _____ ostrich
8. _____ car
9. _____ Moon
10. _____ Ganga River

Fill in the blanks with the correct word –

- 1) The Sun is very _____. (hot / cold)
- 2) The cat says _____.(meow / moo)
- 3) I like to eat _____. (books / apples)
- 4) Birds can _____.(fly / swim)
- 5) We should get up early in the _____.(afternoon / morning)

मिलान करो

मौखिक




लिखित



चित्र देख कर कहानी पूरी कीजिए -

एक  और एक  बहुत अच्छे

मित्र थे। एक बार दोनों को बहुत तेज़ भूख लगी। उन्होंने देखा कि

एक  पर बहुत से आम लगे थे। यह देख कर वे


दोनों बहुत खुश हुए। वह आम खाने ही वाले थे कि उन्हें एक



..... की दहाड़ सुनाई दी। दोनों बुरी तरह घबरा गए। अचानक




..... को अपने दोस्त




..... की

याद आई। वह ज़ोर-ज़ोर से उसे पुकारने लगा। वह अपने साथ



..... , 

..... , और 

को भी ले आया। इतने जानवरों को एक साथ देखकर



..... बुरी तरह डर गया और वहाँ से भाग गया।

सारे जानवरों ने मिलकर मीठे- मीठे आम खाए।

शब्दों के क्रम को सही करके लिखिए –

सूरज है निकलता सुबह।

उपवन खिले हैं फूल में।

पापा लाए हैं खिलौने।

आरव विशाल ओर मित्र हैं।

प्लेट अंगूर में हैं।

पाठ पढ़ना और शब्द लिखना –

कक्षा में पढ़ाए गए सभी पाठों को पढ़ें।

हर पाठ से ५ नए शब्द लिखें और उन शब्दों से वाक्य बनाएं।

प्रत्येक पाठ से ५-५ संज्ञा शब्द चुनकर लिखें।

सुलेख अभ्यास

प्रतिदिन ५ पंक्तियां सुलेख का अभ्यास करें।

दिए गए शब्दों के लिंग बदलें।

लड़का - _____

नाना - _____

चाचा - _____

मामा - _____

हाथी - _____

शेर - _____

मोर - _____

घोड़ा - _____

अक्षरों को जोड़कर लिखो -

१) म+ ग+ र = _____

२) क+ म+ ल = _____

३) गा+ ना = _____

४) पा+ ल+ क = _____

५) थ+ र+ म+ स = _____

६) अ+ द+ र+ क = _____

७) बा+ रि+ श = _____

Maths

Complete the following questions from the given hints:-

162	328	273	184
680	204	127	95
755	827	951	616

In the table, can you find?

A number between 100 and 150	
A number between 900 and 1000	
A number smaller than 100	
A number between 300 and 400	
A number that has 6 tens	
A number that has 5 ones	
A number that has 6 hundreds.	
A number that has 2 digits the same.	
A number with no tens	

Write the smallest and greatest number in each set and arrange them in ascending order:-

	Smallest	Greatest	Ascending order	Descending order
1,3,5,4				
3,0,7,2				
9,8,5,1				
6,7,4,0				
5,9,2,1				
3,6,0,8				

Find the numbers from the grid given below:-

- 1) A number in which all the digits are the same. _____
- 2) A number that has 6 in the hundreds' place. _____
- 3) A number in which the digit in the hundreds place and the ones place are the same. _____
- 4) A number that comes between 109 and 111. _____

110	809	436	999	429	545	677	500
390	981	541	234	123	632	549	899

Convert 3- digit numbers from expanded to standard form

Example – $700 + 80 + 2 = 782$

- 1) $800 + 30 + 2 =$ _____
- 2) $400 + 70 + =$ _____
- 3) $300 + 9 =$ _____
- 4) $500 + 90 + 6 =$ _____
- 5) $100 + + 2 =$ _____
- 6) $700 + 50 + 7 =$ _____
- 7) $200 + 80 =$ _____

- Write in words –

1) 139 - _____

2) 120- _____

3) 308 - _____

4) 616 - _____

5) 505 - _____

6) 978 - _____

- Write the ordinal numbers of the given alphabets –

TIME TABLE

I = _____

E = _____

L = _____