




B.V.M. PUBLIC SCHOOL
SUMMER HOLIDAY HOMEWORK
CLASS – I (2026 – 2027)

Name - _____

Section - _____





Summer Vacation is probably the best time of the year for you all. Summer vacation can also be a time for learning lots of activities.

Here are a few tasks for you to complete during vacation. Do remember to complete the given task after reading it carefully.

Some tips to make these holidays special:

- **Have a family dinner every day at your home.**
- **Play board games with your parents and siblings and show them who is the smartest.**
- **Spend some quality time with an elderly person in the family.**

Practice Daily !!!

Use these phrases in a day-to-day life.

- **Good morning!**
- **How are you?**
- **I am fine, thank you.**
- **May I go to the washroom?**
- **May I wash my hands?**
- **May I drink water?**
- **May I have my lunch?**
- **Thank You**
- **You are welcome**

- Nice to meet you.
- I like my school.
- I brush my teeth.
- See you tomorrow.
- I comb my hair.

Be a good and responsible child and do the following:

- Help your parents at home by putting things in place.
- Listen to your elders.
- Avoid playing in the sun.
- Drink plenty of fluids, water, juice, etc.

Note:- Complete till page no. 15 in Hindi and English writing books.

Activities for the Holidays.

| | | | |
|---|---|--|---|
| World Environment Day (5th June 2026) | Father's Day (21st June 2026) | Family Puppets (23 June 2026) | Yoga Day (21 June 2026) |
| Plant a tree. | Make a beautiful card for your father and take a photo with him. | Make small puppets with the help of paper/cloth/cardboard, etc. | Do some exercise with your parents in the morning. |

SUBMIT THE HOMEWORK ON 2ND OF JULY,2026.




ENGLISH

- Read Ch – 1 from the English Rose book.
- Do reading practice every day.
- Paste a picture of a market in the English notebook and write the names of ten things that you would like to buy for your summer break.


हिन्दी

- क) सभी चित्रों में रंग भरे।
- ख) दिए गए कार्यपत्रक को पूरा करके हिंदी कॉपी पर चिपकाएँ।
- ग) अभिभावको की मदद से 'आ' की मात्रा के शब्दों के चित्र A 3 शीट पर चिपकाएं और नाम लिखें ।
- घ) कक्षा में कराए गए कार्य को याद करें।




MATHS

1. Revise all the concepts done till date in the book and notebook.
2. Do all the worksheets given in the book till Pg no. 17.
3. Add the things that are available at your home and make the list. (For eg. Knives $5 + 1 = 6$, buckets $4 + 1 = 5$ etc.)



E.V.S



Suggested Activities


- Exercise daily to keep yourself healthy and fit.
- Make a beautiful bookmark using any of the two sense organs on a (10/3 cm size) pastel sheet.
- Make a paper bag.

WORKSHEET 1


Fill the vowels to complete the names.



Umbr__ll__



h__n



__gg



__wl

WORKSHEET 2

आ की मात्रा लगाकर शब्द पूरे करो और
चित्र में रंग भरो।

गड़-गड़, गड़-गड़ ब दल अ य
ब दल अ य , जल भर ल य ।
क ल क ल ब दल छ य
छम-छम, छम-छम जल बरस य ।



WORKSHEET 3


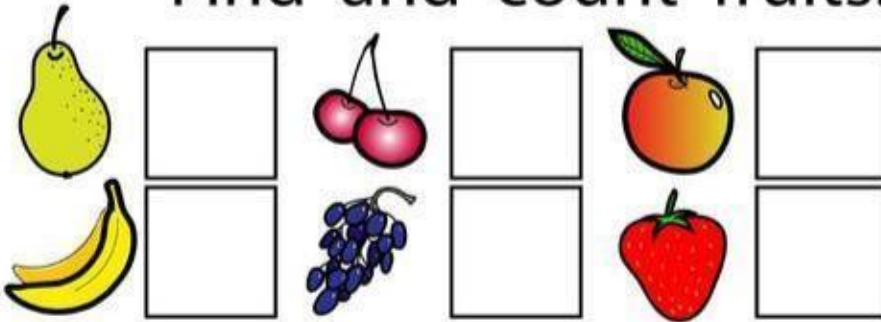
चित्र देखकर पहेली पूरी करें।

अ क ग थ ड म ब ट न क ल द

10

WORKSHEET 4

Find and count fruits:















WORKSHEET 5



Secret Code Addition



Hi, secret agent! Let's crack the secret code to solve the math problems. Use the chart below to rewrite the problems using numbers.







| | | | | | | | | | |
|---|---|---|---|---|---|--|---|---|---|
|  |  |  |  |  |  |  |  |  |  |
| 0 | 1 | 2 | 3 | 4 | 5 | 6 | 7 | 8 | 9 |



| | | | | | |
|--|---|--|---|-------------|--|
|  | + |  | | | |
| <u> </u> 1 | + | <u> </u> 3 | = | <u> </u> 4 | |



| | | | | | |
|--|---|--|---|-----------|--|
|  | + |  | | | |
| <u> </u> | + | <u> </u> | = | <u> </u> | |



| | | | | | |
|--|---|--|---|-----------|--|
|  | + |  | | | |
| <u> </u> | + | <u> </u> | = | <u> </u> | |



| | | | | | |
|---|---|---|---|-----------|--|
|  | + |  | | | |
| <u> </u> | + | <u> </u> | = | <u> </u> | |

| | | | | | |
|---|---|---|---|-----------|--|
|  | + |  | | | |
| <u> </u> | + | <u> </u> | = | <u> </u> | |

| | | | | | |
|---|---|---|---|-----------|--|
|  | + |  | | | |
| <u> </u> | + | <u> </u> | = | <u> </u> | |







| | | | | | |
|---|---|---|---|-----------|--|
|  | + |  | | | |
| <u> </u> | + | <u> </u> | = | <u> </u> | |

| | | | | | |
|---|---|---|---|-----------|--|
|  | + |  | | | |
| <u> </u> | + | <u> </u> | = | <u> </u> | |

| | | | | | |
|---|---|---|---|-----------|--|
|  | + |  | | | |
| <u> </u> | + | <u> </u> | = | <u> </u> | |

WORKSHEET 6

Q-1 Identify and match the parts of the computer with their name –

| Column -A | Column - B |
|-----------|---|
| Keyboard |  |
| Monitor |  |
| Mouse |  |
| Speakers |  |
| CPU |  |
| Laptop |  |

Q-2 How is the computer different from you? Write- Yes or No against these questions –

1. Can you move? _____
Can a computer move? _____
2. Can you remember all things? _____
Can a computer remember everything? _____
3. Do you get tired? _____
Does a computer get tired? _____
4. Do you make mistakes? _____
Does a computer make mistakes? _____